

EJF Investments Limited



COMPANY OVERVIEW

EJF Investments Ltd (“EJFI” or the “Company”, together with its subsidiary the “Group”) is a Jersey incorporated, closed ended investment company. EJFI’s shares are traded on the Specialist Fund Segment of the London Stock Exchange.

EJFI offers exposure to a portfolio of loans to US financial institutions and related assets, with an emphasis on floating rate debt. EJFI’s objective is to provide shareholders with attractive risk adjusted returns via regular dividends and capital growth over the long term.

PORTFOLIO OVERVIEW

EJFI primarily invests in a diversified portfolio of debt issued by smaller US banks and insurance companies via CDO Equity Tranches, where the CDOs were structured by an affiliate of EJF Capital LLC.

EJFI owns a 49% interest in EJF CDO Manager LLC (the “CDO Manager”) that manages CDOs and generates regular income. EJFI also invests in Specialty Finance Investments, including Mortgage Servicing Rights (“MSRs”) which provide regular income in exchange for servicing pools of US mortgages.

QUARTERLY NAV PERFORMANCE (%)

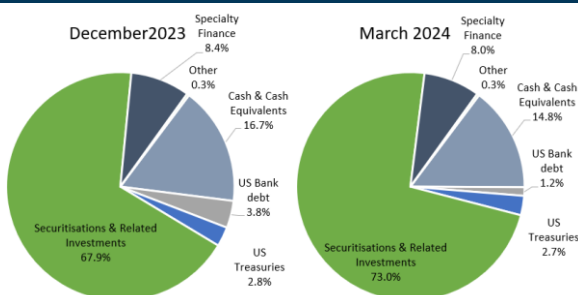
	Q1	Q2	Q3	Q4	YTD
2024 Quarterly Performance*	3.03				3.03
2023 Quarterly Performance*	(3.70)	(6.10)	2.19	0.35	(7.27)
2022 Quarterly Performance*	3.72	6.72	6.41	(3.34)	13.85
2021 Quarterly Performance*	4.31	1.09	3.62	1.61	11.02
2020 Quarterly Performance*	(13.01)	4.09	2.00	0.67	(7.02)
2019 Quarterly Performance*	2.54	6.76	1.40	0.79	11.88
2018 Quarterly Performance*	1.04	1.24	1.41	1.45	19.08
2017 Quarterly Performance*	0.11	0.29	0.40	0.64	23.47

CUMULATIVE NAV AND SHARE PRICE PERFORMANCE (%)

	3m	6m	1y	3y	5y	ITD
EJFI (share price)*	(1.81)	(7.91)	(8.43)	2.52	(20.10)	13.99
EJFI (NAV)*	3.03	3.40	(0.79)	15.78	22.52	84.75

* inclusive of dividends

PORTFOLIO COMPOSITION COMPARISON (PERCENT OF GROSS ASSET VALUE)



EJFI KEY FACTS (as of 31 March 2024)

Ticker Symbol	EJFI LN
NAV/Share	GBp162 (\$2.04 equivalent)
Share Price	GBp97.0
Share Price (Discount) to NAV	(40.1)%
EJFI NAV	£99.3 million
Market Cap	£59.3 million
Gross Asset Value	£124.2 million
Target Return	8%-10% total return p.a.
Quarterly Dividend ¹	GBp2.675 per share (GBp10.7 per share p.a.)
Dividend Yield	11.0% p.a. (share price)
Hedging ratio ²	55.0%
Gearing ratio ³	24.7%
Ongoing Charges ⁴	1.2% (1.8% gross of Manager reimbursement)
2025 ZDP Shares	Ticker: EJF0 LN Shares: 19.3m, Maturity: 6/2025 Capital Entitlement: GBp140.0 Current Share Price: GBp123.5

WHY INVEST IN EJFI?

- Attractive risk adjusted returns with annualised Total NAV return of 9.1% since inception.
- Unique exposure to highly diversified portfolio of US financial institutions with strong credit fundamentals.
- Majority floating-rate exposure.
- Highly experienced management team.

¹The Company targets an annual dividend of 10.7 pence per share for the financial year to 31 December 2024, to be distributed evenly in four quarterly payments.

²The Company’s base currency is denominated in GBP, though most of the Company’s investments are currently in USD. As of 31 March 2024, USD 85.3m of approximately USD 155.1m exposure is hedged.

³Gearing ratio is computed as current accreted value of ZDP Shares over the NAV of the Company.

⁴For FY 23 and calculated in line with AIC’s recommended methodology. Manager Reimbursement reduced from 60% for FY23 to 10% for FY24.

Your attention is drawn to the disclaimer (Important Disclosure) that begins on the last page of this document. Past performance is not indicative of future results, and there can be no assurance that EJFI will achieve comparable results, will meet its target returns, achieve its investment objectives or be able to implement its investment strategy. For capitalised terms please refer to the Glossary of Terms in the latest Annual Report and Audited Financial Statements issued by the Company.

EJF Investments Limited



PORTFOLIO AND CORPORATE ACTIVITY DURING THE QUARTER

During Q1 2024, the Company delivered a total NAV return of 3.03%, inclusive of the 2.675 pence per share dividend that was declared and paid in February 2024 for the previous quarter. This equates to an annualised return of 9.08% for the Company since inception vs. the stated target of 8-10% total return per annum.

Investment portfolio gains of 3.49% (excluding the impact of FX) were largely driven by a 3.31% gain on Securitisations and related investments. In the month of March 2024, the Company entered into a Board approved cross-trade transaction with several affiliated fund entities managed by EJF, purchasing Mezzanine debt securities of securitisations sponsored by EJF for £4.3m at a double digits modelled yield to maturity. These securities generated a 0.36% return since settlement of the transaction. CDO Equity Tranches prices were flat month on month, meaning the rest of the return was driven largely by regular interest accruals.

Specialty Finance Investments return of 0.19% was driven by MSRs due to mortgage interest rate movements where loss in the month of January was offset by gains in February and March. Elsewhere US Treasuries returned a modest loss of 0.06% and US Bank debt portfolio returned a modest gain of 0.05%.

FX had a positive impact of 0.46% as a result of USD appreciating against GBP in January and February.

The Company held approximately £2.8m of unrestricted cash balances and an additional £12.5m in a money market fund as of 31 March 2024. The Manager continues to assess liquidity in light of current balances as well as upcoming maturity of 2025 ZDP Shares in June 2025. Approximately 99.2% of the underlying investments had exposure to the US.

Other corporate activity

- On 26 January 2024, the Company declared a dividend of 2.675 pence per share in respect of the quarter ended 31 December 2023. Following this, the Company has met its target annual dividend for the financial year 2023 of 10.7 pence per share.

Post quarter end update

- On 30 April 2024, the Company provided a portfolio update in respect of the failed Republic First Bank. Details can be accessed [here](#).
- On 2 May 2024, the Company declared a dividend of 2.675 pence per share in respect of the quarter ended 31 March 2024. This is in line with target annual dividend for the financial year 2024 of 10.7 pence per share. Details can be accessed [here](#).
- On 2 May 2024, the Company announced that Joanna Dentskevich, resigned as chair of the Board of the Company and its subsidiary and Alan Dunphy will serve as an interim chair pending the recruitment of a new director. Details can be accessed [here](#).

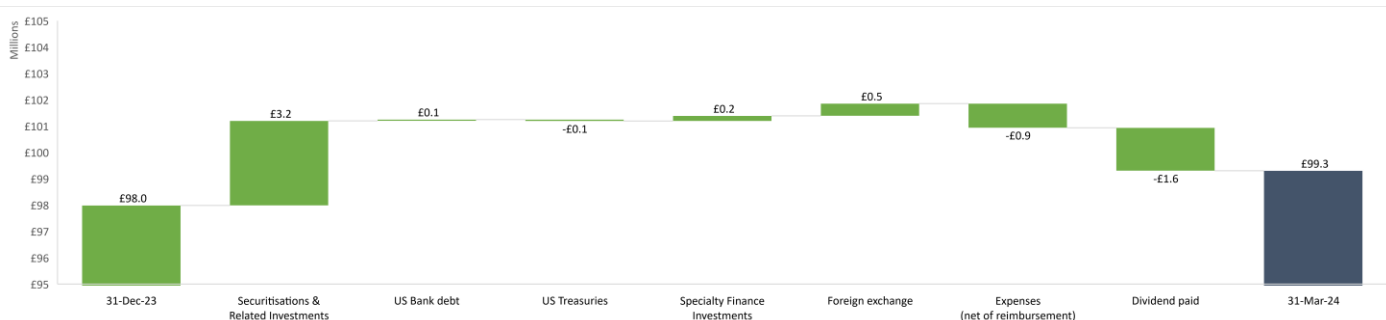
MARKET COMMENTARY

- Bank equity performance was mixed during the first quarter as New York Community Bank (“NYCB”) reignited concerns over commercial real estate exposures for community banks. As a result, large banks outperformed small and medium-sized banks by a healthy margin. Notably, large banks have lower exposure to commercial real estate and a greater concentration of capital markets related revenues than smaller peers, although it is important to look through to the specific exposure of individual banks in the opinion of the Manager, which can vary significantly.
- Basel III endgame, which the Manager had highlighted would increase capital requirements by as much as 30% for the largest banks, is now expected to be watered down or potentially scrapped altogether. It appears regulators are now focused on more stringent rules for banks between \$100bn and \$700bn in assets. Both the Office of the Comptroller of the Currency and the FDIC have emphasised enhanced liquidity and M&A as their focus issues. The Manager currently believes that smaller banks are likely to see stronger performance in the back half of this year if interest rates decline and if both M&A and loan growth re-accelerate.
- NYCB received over \$1bn in an equity capital investment from firms led by former Treasury Secretary Steven Mnuchin, which the Manager believes should ease concerns about NYCB’s capital levels. While the Manager initially expected that NYCB would explore asset sales and Capital Relief Transactions (“CRT”) as first steps, deposit runs had started at NYCB. The capital raise combined with a new CEO in former OCC head Joseph Otting was the right recipe to stem any further depositor concerns. Although NYCB looks to be in a better position with regard to management and capital levels, the Manager remains concerned primarily with the bank’s Office CRE exposure and interest-only rent-regulated multifamily portfolio. The Manager expects NYCB to increase reserves materially for these exposures in coming quarters, but the Manager does not believe it is representative of typical small and medium sized bank credit quality.
- While expectations for a rate cut at Federal Reserve’s (the “Fed”) March meeting were essentially nil, market participants still debated whether the recent uptick in inflation had changed the Fed’s playbook for rate cuts to begin by mid-year. In a mini-surprise for the market, the Fed’s dot plot not only confirmed three cuts for 2024, but also increased expectations for GDP for the United States to grow by approximately 2% this year. The Manager reads the Fed’s statement and accompanying press conference as dovish. Importantly, Fed chair Jay Powell was quick to highlight that waiting too long to begin cutting rates risked sending the economy into recession.

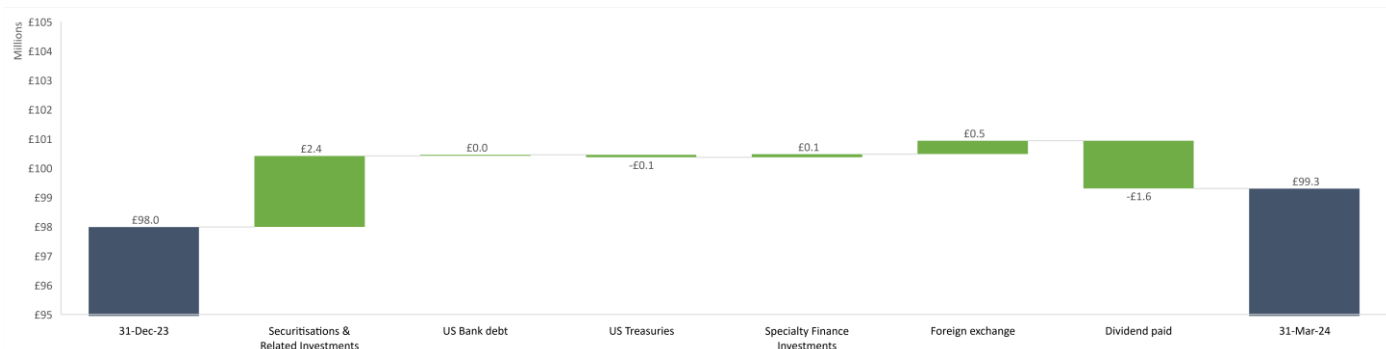
EJF Investments Limited



NAV BRIDGE IN £ MILLIONS (GROSS)

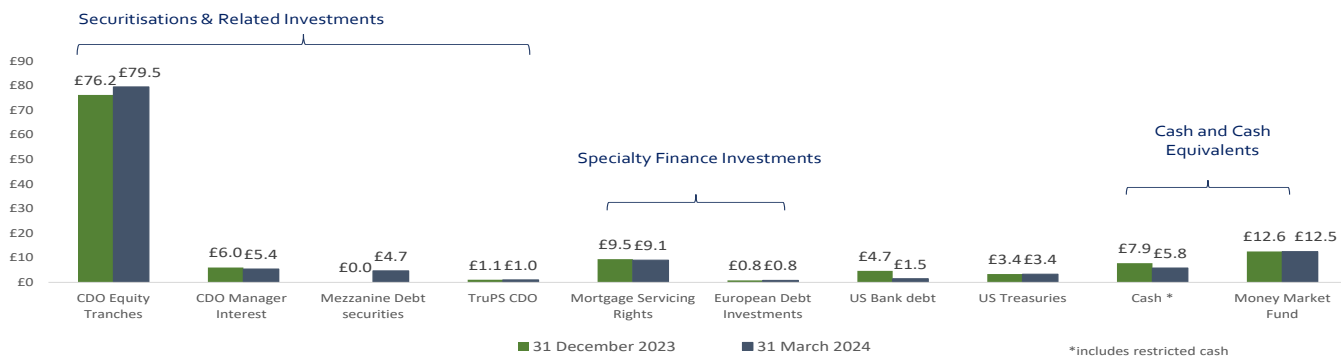


NAV BRIDGE IN £ MILLIONS (NET)¹



¹Expenses (net of reimbursement) allocated to each portfolio line above based on average fair value during the period.

PORTFOLIO COMPARISON IN £ MILLION



TOP 10 INVESTMENTS AS OF 31 March 2024 (ON A LOOKTHROUGH BASIS)

Rank	Investment	Component of	% of Gross Assets
1	TFINS 2018-1	Securitisations & Related Investments	11.2%
2	TFINS 2017-2	Securitisations & Related Investments	9.0%
3	TFINS 2018-2	Securitisations & Related Investments	8.7%
4	TFINS 2020-1	Securitisations & Related Investments	8.6%
5	TFINS 2019-2	Securitisations & Related Investments	8.4%
6	TFINS 2019-1	Securitisations & Related Investments	8.1%
7	MSRs	Specialty Finance Investments	7.3%
8	TFINS 2020-2	Securitisations & Related Investments	5.1%
9	Net cash held in EJF I LP (entity holding CDO Equity Tranches)	Securitisations & Related Investments	5.0%
10	CDO Manager Interest	Securitisations & Related Investments	4.4%

Your attention is drawn to the disclaimer (Important Disclosure) that begins on the last page of this document. Past performance is not indicative of future results, and there can be no assurance that EJFI will achieve comparable results, will meet its target returns, achieve its investment objectives or be able to implement its investment strategy. For capitalised terms please refer to the Glossary of Terms in the latest Annual Report and Audited Financial Statements issued by the Company.



EJF Investments Limited

Securitisation and Related Investments

Securitisation and Related Investments represented approximately 73.0% of the Group's assets as of 31 March 2024. Of which:

- CDO Equity Tranches that represent approximately 64.0% of the Group's assets as of 31 March 2024, have underlying exposure to debt issued by US banks and insurance companies and are managed by an affiliate of EJF Capital LLC.
- As of 31 March 2024, through its investment in seven CDO Equity Tranches, the Company had exposure to 344 debt instruments issued by 252 US banks and 92 insurance companies, of which 154 US banks and 35 insurance companies were unique issuers.
- In the month of March 2024, the Company purchased 7 Mezzanine debt securities of securitisations sponsored by EJF for £4.3m at a double digits modelled yield to maturity. These represent 3.8% of the Group's assets as of 31 March 2024.
- The remainder of the portfolio consisted of the CDO Manager Interest (that earns management fees for providing collateral management services to various CDO structures) and a TruPs CDO which represented approximately 4.4% and 0.8% of Group's assets, respectively.
- A summary of underlying collateral diversification in the CDO Equity Tranches is provided below, along with forward projected returns analysis:

Equity Tranche Investments as of 31 March 2024

	TFINS 2017-2 October 2017	TFINS 2018-1 May 2018	TFINS 2018-2 December 2018	TFINS 2019-1 March 2019	TFINS 2019-2 December 2019	TFINS 2020-1 September 2020	TFINS 2020-2 December 2020
Equity Tranches amount (\$ million)	13.9	17.5	13.6	12.7	13.2	13.4	8.1
Estimated return profile¹							
Yield to Call ² / Maturity (%)	15.6 / 10.8	15.4 / 11.2	9.4 / 7.8	13.1 / 10.0	15.7 / 10.4	12.6 / 10.2	17.2 / 13.2
Yield to Call ² / Maturity including management fee income (%)	15.8 / 11.0	16.2 / 11.9	10.0 / 8.4	13.6 / 10.4	16.3 / 11.0	13.2 / 10.7	18.1 / 14.1
Collateral overview (on closing date)							
CDO structure							
Original collateral principal balance (\$ million)	353.0	537.8	351.0	313.9	338.4	282.9	177.2
Initial implied rating ³	Ba1	Baa3	Baa3	Baa3	Ba1	Ba2	Ba3
Initial leverage ratio ⁴	4.3x	6.7x	5.7x	4.6x	5.8x	4.5x	5x
Other key terms							
Non call/Auction call	Passed/ Sept 2025	Passed/ Mar 2026	Passed/ Dec 2026	Passed/ Feb 2026	Passed/ Nov 2027	Passed/ July 2028	Passed/ Oct 2028
Legal final deadline	Sept 2039	Mar 2039	Sept 2039	Feb 2039	Feb 2039	Apr 2040	Jul 2041
Senior collateral management fee (bps)	10	20	20	20	20	30	30

1. Estimated returns are as of 31 March 2024 and they reflect the fair valuation of the bonds. Estimated returns assume, among other things, no delinquency, deferral or other non-payment by collateral, and do not include cash flows previously received. Prepayments are estimated by EJF based on past experience and judgements. Any changes in cash flows can materially impact returns. There can be no assurances that the estimated returns will be realised as portrayed in this document and investors should place no reliance on such estimated returns in making any investment decision. Estimated returns are targets only and not a profit forecast. This information is intended to be illustrative only and is not designed to predict the future performance of the Company or its investment portfolio.

2. Call assumed to be in 5 years from yield calculation date on a rolling basis.

3. Implied Ratings are as of issuance by the engaged nationally recognised statistical rating organisation. Ratings are subject to change and may not reflect current creditworthiness of issuer.

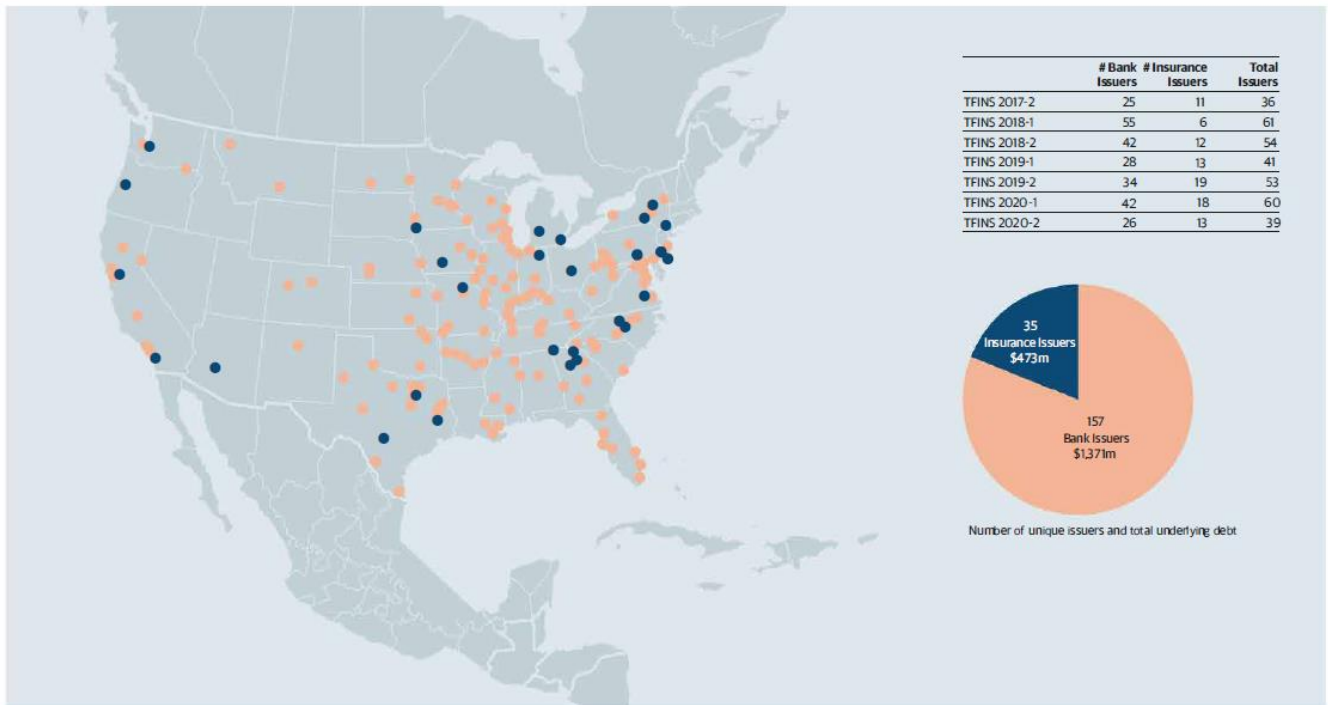
4. Initial leverage ratio calculated as par value of debt tranches over par value of underlying collateral less par value of debt tranches.



EJF Investments Limited

Securitisation and Related Investments (continued)

Below is a summary of geographic diversification of bank and insurance company debt based on the headquarters of the underlying collateral issuers in TFINS 2017-2, TFINS 2018-1, TFINS 2018-2, TFINS 2019-1, TFINS 2019-2, TFINS 2020-1 and TFINS 2020-2 as of 31 March 2024:



Below is the list of the top 10 underlying issuers as a % of the total outstanding underlying principal across all deals:

Name of financial institution	Sector	%
Beal Financial	Banks	3.3%
Argo Group International	Insurance Companies	3.2%
IFG Companies	Insurance Companies	3.0%
UMPQUA Holdings Corp	Bank	2.3%
Byline Bancorp INC	Bank	2.1%
New York Private Bank & Trust	Bank	1.9%
Lancer Financial Group	Insurance Companies	1.9%
Heartland Financial	Bank	1.8%
Atlantic American / Delta Group	Insurance Companies	1.8%
Amtrust Financial Services	Insurance Companies	1.6%



EJF Investments Limited

Specialty Finance Investments

Specialty Finance Investments represented approximately 8.0% of the Group's assets as of 31 March 2024. Of which:

- MSRs represented approximately 7.3% of the Group's assets as of 31 March 2024.
 - MSR exposures represent a stream of servicing income attached to mortgages originated in the US, producing regular and predictable cash-flows via an investment managed by Seneca (which is fully owned by EJF). Seneca uses a combination of capital contributed by the Group and leverage to invest in MSRs originally attached to prime mortgages underwritten to Fannie Mae and Freddie Mac standards.
- One small European debt investment represented approximately 0.7% of the Group's assets as of 31 March 2024.

US Treasuries

- US Treasuries represented approximately 2.7% of the Group's assets as of 31 March 2024.
- The Group holds 5 US Treasury positions which are intended to partially hedge MSRs in recognition of the changing interest rate environment.

US Bank debt

- US Bank debt represented approximately 1.2% of the Group's assets as of 31 March 2024.
- In June 2023, the Group purchased two subordinated debt instruments issued by two U.S. banks at near double-digit yields. They were acquired at an FDIC auction to utilise cash in an area well known to the Manager and consistent with the Company's investment mandate. In January 2024, the Group sold one of its two US Bank debt investments to take liquidity and record a small gain.



EJF Investments Limited

Manager

EJF Capital LLC (“EJF”) is a global alternative asset management firm focused primarily on regulatory event-driven investing within the financial sector.

- EJF was founded by Emanuel Friedman and Neal Wilson in 2005 and is headquartered in Arlington, near Washington, DC, with additional offices in London and Shanghai.
- EJF currently employs over 45 people.
- EJF wholly owns the Manager of EJFI, EJF Investment Manager LLC.

EJF manages approximately \$3.0 billion* of hedge fund and private equity assets, separately managed accounts, as well as \$3.0 billion* of CDO assets through its affiliates. EJF’s approach combines investment expertise across the capital structure with a corporate finance focus to unearth creative solutions for investing in complex, mispriced securities and other assets.

*Firm AUM at 31 December 2023 includes \$165.3 million of uncalled capital.

Enquiries

For the Manager

EJF Investments Manager LLC
Peter Stage / Jay Ghatalia
pstage@ejfcap.com / jghatalia@ejfcap.com
+44 203 752 6775 / +44 203 752 6776

For the Brokers

Barclays Bank PLC
Dion Di Miceli / Stuart Muress / James Atkinson
BarclaysInvestmentCompanies@barclays.com
+44 20 7623 2323

Liberum Capital Limited

Darren Vickers / Owen Matthews / Will King
ejfinvestments@liberum.com
+44 203 100 2222

For the Independent Directors

Alan Dunphy
Nick Watkins
jersey.bp2s.ejf.cosec@bnpparibas.com

For the Company Secretary and Administrator

BNP Paribas S. A Jersey Branch
jersey.bp2s.ejf.cosec@bnpparibas.com
+44 1534 709 181 / +44 1534 813 996



Your attention is drawn to the disclaimer (Important Disclosure) that begins on the last page of this document. Past performance is not indicative of future results, and there can be no assurance that EJFI will achieve comparable results, will meet its target returns, achieve its investment objectives or be able to implement its investment strategy. For capitalised terms please refer to the Glossary of Terms in the latest Annual Report and Audited Financial Statements issued by the Company.

EJF Investments Limited



QUARTERLY OVERVIEW

IMPORTANT DISCLOSURE

PAST PERFORMANCE IS NOT INDICATIVE OF FUTURE RESULTS, WHICH MAY VARY. There is no guarantee that the Company will continue to invest in these allocations at all or do so in the same manner as set forth in this factsheet. Allocations may change at any time without notification to shareholders. Pie charts include all investments, cash and hedges. Returns are net of fees, accrued liabilities and expenses and include dividend reinvested.

This material is not for distribution to retail clients and is directed exclusively to the Company's professional clients and eligible counterparties, as defined in the Markets in Financial Instruments Directive (2004/39/EC) Article 4(1) (12). The information provided herein is intended solely for the use of the party to whom the Company or the Manager has provided it, is strictly confidential, and may not be reprinted or distributed in whole or in part nor may its contents be disclosed to any other recipient under any circumstances. By accepting this information, the recipient agrees that it will not divulge any such information to any other party. This document, and the information contained therein, is not for viewing, release, distribution or publication in or into the United States, Canada, Japan, South Africa or any other jurisdiction where applicable laws prohibit its release, distribution or publication, and will not be made available to any national, resident or citizen of such jurisdiction. The distribution of this document in certain jurisdictions may be restricted by law; therefore, people into whose possession this document comes should inform themselves about and observe any such restrictions. It does not take into account the particular investment objectives, financial situation, risk adversity, tax status or needs of individual clients. The Company and the Manager disclaim any and all liability relating to a decision based on or for reliance on this document.

This document is directed only to: (i) persons having professional experience in matters relating to investments who fall within the definition of "investment professionals" in Article 19(5) of the Financial Services and Markets Act 2000 (Financial Promotion) Order 2005; or (ii) high net worth bodies corporate, unincorporated associations and partnerships and trustees of high value trusts as described in Article 49(2) of the Financial Services and Markets Act 2000 (Financial Promotion) Order 2005 and persons who receive this document who do not fall within (i) or (ii) above should not rely on or act upon this document.

This document has been prepared for general information purposes only and has not been delivered for registration in any jurisdiction nor has its content been reviewed by any regulatory authority in any jurisdiction. The information contained herein does not constitute: (i) a legal agreement (ii) legal, regulatory, tax, accounting or other advice, (iii) an offer, recommendation or solicitation to buy or sell shares in any fund or any security, commodity, financial instrument or derivative linked to, or otherwise included in the Company or a portfolio managed or advised by EJF Capital LLC ("EJF"), the Manager or their respective affiliates, (iv) an offer to enter into any other transaction whatsoever, (each a "Transaction"). This document does not constitute due diligence reporting and neither the Company nor the Manager bear any responsibility for your investment research and/or investment decisions, nor will the Company or the Manager be liable of any decision made or actions taken by you or others based on the contents of this document and neither the Company, the Manager, nor any of their respective directors, officers, employees or representatives accept any liability whatsoever for any loss or damage of any kind and howsoever arising.

These materials may also contain historical market data; however, historical market trends are not reliable indicators of future market behavior. Any historical investment results of any person or entity described in this material are not indicative of the future investment results. Such results are intended only to give potential investors information concerning the general experience of the relevant person or entity, and is not intended as a representation or warranty by the Company, the Manager, EJF or any other person or entity as to the actual composition of or performance of any future investments.

The information herein may include statements of future expectations, estimates, projections, models, forecasts, scenarios, and other forward-looking statements (collectively "Statements"). The Statements provided are based on the Manager's beliefs, assumptions and information available at the time of issuance of such Statement. Such Statements may be speculative in nature, and can be expected that some or all of the assumptions underlying the forecasts and estimates will not materialize and/or that actual events and consequences thereof will vary significantly from the assumptions upon which forecasts and estimates contained herein have been based. The inclusion of such Statements herein should not be regarded as a representation or guarantee regarding the reliability, accuracy or completeness of the information contained herein, neither the Company nor the Manager are under any obligation to update or keep current such information. As a result, all the information contained in this document, including the Statements, is inherently speculative and actual results or events may differ materially from those expressed or implied in such Statements. Therefore, this information, as well as the Statements, cannot be relied upon for any purpose other than the current illustrative one.

No liability whatsoever (whether in negligence or otherwise) arising directly or indirectly from the use of this document is accepted and no representation, warranty or undertaking, express or implied, is or will be made by the Company, the Manager, EJF or any of their respective directors, officers, employees, advisers, representatives or any other agents ("Agents") for any information or any of the opinions contained herein or for any errors, omissions or misstatements. None of the Agents makes or has been authorised to make any representation or warranties (express or implied) in relation to the Company or as to the truth, accuracy or completeness of this document, or any other written or oral statement provided. In particular, no representation or warranty is given as to the achievement or reasonableness of, and no reliance should be placed on any projections, targets, estimates or forecasts contained in this document and nothing in this document is or should be relied on as a promise or representation as to the future.

The information, estimates, forecasts or opinions supplied by the Company, the Manager and/or EJF in this document are supplied for your private use and information, and for discussion purposes only and do not constitute, and may not be used for the purposes of, an offer to sell or the solicitation of an offer to buy, nor shall there be any sale of, shares issued by the Company (or units, notes, products or shares issued by a fund managed or promoted by the Manager, EJF or their respective affiliates) in any jurisdiction in which such offer, solicitation or sale would be unlawful. The information supplied by the Company, the Manager, EJF or their respective affiliates and contained herein shall not be deemed to constitute investment advice and should not be relied upon as the basis for a decision to enter into a transaction or as the basis for an investment in shares issued by the Company (or units, notes, products or shares issued by a fund managed or promoted by the Manager, EJF or their respective affiliates) as an investment in such shares notes, or products or units may not be suitable or lawful for all investors.

Prospective investors should (i) consult their financial, accounting, tax and legal advisors prior to any investment in units or shares issued by a fund managed or promoted by the Manager, EJF or its affiliates; and (ii) inform themselves as to (a) the appropriateness of said investment in units or shares (b) the legal requirements within their own jurisdictions for the purchase or holding of said investment, (c) any foreign exchange restrictions which may affect them, and (d) the income and other tax consequences which may apply in their own jurisdictions relevant to the purchase, holding or disposal of units or shares of the relevant fund or investment vehicle.

Certain information contained herein has been provided by outside parties or vendors. Although every effort has been made to ensure the information herein contained is, or is based on, sources believed by the Manager or the Company to be reliable, no guarantee is made as to its accuracy or completeness. Accordingly, the Company and the Manager have relied upon and assumed, without independent verification, the accuracy and completeness of all information available to it. The Company, the Manager and EJF expressly disclaim any liability whatsoever for any loss arising from or in reliance upon the whole or any part of the content herein.

The information herein may include figures, statements, opinions, analysis, or other information (collectively, "Information") that paraphrase, summarize, abbreviate, or are otherwise reductive to the complete set of facts and events that transpired. Performance calculations were prepared by management and assume a certain amount of delinquency, default, non-performance, prepayment and cashflows of the underlying collateral. Any incremental changes of such collateral cashflows will have a material effect on returns. The Information provided are based on our beliefs, assumptions and information available at the time of issuance, and are subject to change. Accordingly you are encouraged to conduct your own independent review of the Information before making any investment decisions. The Company, the Manager, and EJF expressly disclaim any liability whatsoever for any loss arising from or in reliance upon the whole or any part of the content herein.

This document contains information about EJF, certain of its respective personnel and affiliates and the historical performance information of investment vehicles whose portfolios are managed by EJF or its affiliates. Such information has been included to provide information as to general portfolio management experience. You should not view the past performance of the Company or its investments, or EJF, as indicative of future results. Neither the Company, the Manager, nor EJF makes any representation or warranty, express or implied, as to the fairness, accuracy or completeness of the information contained herein and nothing contained herein shall be relied upon as a promise or representation as to past or future performance of any structure, managed by EJF or the Manager from time to time.

Although the portfolio reflected in this document (the "Portfolio") is consistent with the investment strategy of the Company, there is no guarantee that the portfolio acquired will be identical to the make-up of the Portfolio. Moreover, the future investments to be made by the Company may differ substantially from the investments included in the Portfolio. Therefore, the Portfolio parameters, and other factors related to the Portfolio could all be materially different than those of the future portfolio acquired by the Company.

The shares issued and to be issued by the Company (the "Shares") have not been and will not be registered under the US Securities Act of 1933, as amended (the "Securities Act"), or with any securities regulatory authority of any state or other jurisdiction of the United States. The Shares may not be offered, sold, resold, pledged, delivered, distributed or otherwise transferred, directly or indirectly, into or within the United States, or to, or for the account or benefit of, US persons (as defined in Regulation S under the Securities Act), except to persons who are both a "qualified purchaser" as defined in Section 2(a)(51) and related rules of the US Investment Company Act of 1940, as amended, (the "Investment Company Act") and an "accredited investor" as defined in Rule 501(a) of Regulation D under the Securities Act. No public offering of the Shares is being made in the United States.

The Company has not been and will not be registered under the Investment Company Act and, as such, holders of the Shares will not be entitled to the benefits of the Investment Company Act. No offer, sale, resale, pledge, delivery, distribution or transfer of the Shares may be made except under circumstances that will not result in the Company being required to register as an investment company under the Investment Company Act. Neither the U.S. Securities and Exchange Commission (the "SEC") nor any state securities commission has approved or disapproved of the Shares or passed upon or endorsed the merits of the offering of the Shares or the adequacy or accuracy of this document. Any representation to the contrary is a criminal offence in the United States. In addition, the Shares are subject to restrictions on transferability and resale in certain jurisdictions and may not be transferred or resold except as permitted under applicable securities laws and regulations. Investors may be required to bear the financial risks of their investment in the Shares for an indefinite period of time. Any failure to comply with these restrictions may constitute a violation of the securities laws of any such jurisdictions.

All investments are subject to risk, including the loss of the principal amount invested. Past performance is not necessarily indicative of future results, and there can be no assurance that the Company will achieve comparable results, will meet its target returns, achieve its investment objectives or be able to implement its investment strategy. All investments to be held by the Company involve a substantial degree of risk, including the risk of total loss. The value of Shares and the income from them is not guaranteed and can fall as well as rise due to stock market and currency movements. When you sell your investment you may get back less than you originally invested. You should always seek expert legal, financial, tax and other professional advice before making any investment decision.

The Fund has appointed ACOLIN Services SA, 6 Cours de Rive, 1204 Geneva, Switzerland, as its Swiss Representative. Banque Cantonale de Genève, 17 Quai de l'Île, CH-1208 Geneva, Switzerland is the Swiss Paying Agent. In Switzerland shares shall be distributed exclusively to qualified investors. The fund offering documents, articles of association and audited financial statements can be obtained free of charge from the Representative. The place of performance with respect to shares distributed in or from Switzerland is the registered office of the Representative.